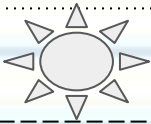


# LITERACY RHYTHMS THAT CREATE INDEPENDENT THINKERS



Build a Culture of Reading

- \*Protected Reading
- \*Tell Your Reading Story
- \*Flying Your Nerd Flags
- \*Ideal Bookshelf
- \*Friday Favorites & Book Talks
- \*Build Your Library!




Repeat this cycle monthly. Give time between cycles to give students more things to NOTICE in their independent reading.

Synthesis Page- Students can share their thinking and celebrate their growth!

**A SIMPLE SYSTEM**

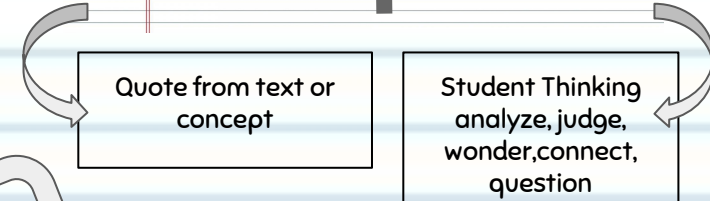
Step 1: Annotation Rows (2 Weeks)  
Step 2: Annotating Annotations  
Step 3: Synthesis Page  
Step 4: Writing About Thinking



**Step 1  
Annotation Rows**

How: With Independent Book  
When: 2 Weeks/4 per week  
Where: Notebook  
What: 4 annotations  
Why: Support your current unit

Assessment:  
Check for completion, use to confer



**Step 2  
Annotating Annotations**

How: Revisit Annotations  
When: 1/2 Class Period  
Where: Notebook/Post Its, Color  
What: Extend, Revise, Revisit Thinking  
Why: Readers evolve their thinking

Assessment:  
Check for completion, use to confer

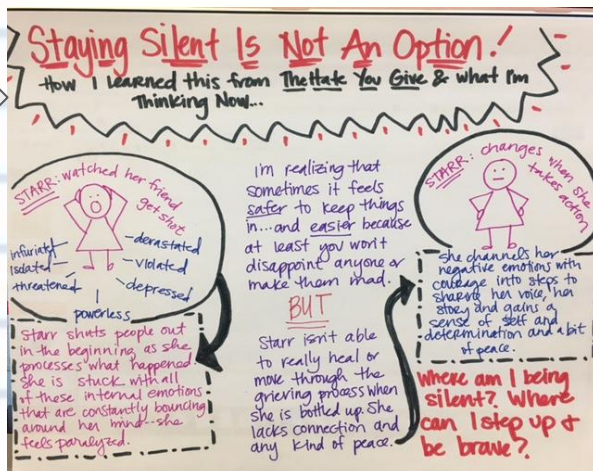
**Step 3  
Synthesis Page**

How: With Most Valuable Thinking  
When: 1 Class Period  
Where: White Paper  
What: Focus on an idea  
Why: Creatively express thinking

Assessment: Share and collect

**Step 4  
Optional Writing**

Encourage students to express their thinking in writing, blog post, a speech, a letter- the options are endless!



- Ideas for NOTICING:**
- Each unit- help students notice new concepts about their reading.
  - Characterization
  - Author's Craft
  - Nonfiction Writing Techniques